

Are you ready to
➔ EARN?

Mission 2

Measure and Solve

Name: _____

© 2019 Zearn

Portions of this work, Zearn Math, are derivative of Eureka Math and licensed by Great Minds. © 2019 Great Minds. All rights reserved. Eureka Math was created by Great Minds in partnership with the New York State Education Department and also released as EngageNY.

Zearn® is a registered trademark.

Printed in the U.S.A.

This book may be purchased from the publisher at **[zearn.org](https://www.zearn.org)**.

Fourth Edition

Name: _____

Weekly Goal Tracker

Week of:	My goal is to earn badges for lessons: _____	Teacher Signature:
Week of:	My goal is to earn badges for lessons: _____	Teacher Signature:
Week of:	My goal is to earn badges for lessons: _____	Teacher Signature:
Week of:	My goal is to earn badges for lessons: _____	Teacher Signature:
Week of:	My goal is to earn badges for lessons: _____	Teacher Signature:
Week of:	My goal is to earn badges for lessons: _____	Teacher Signature:
Week of:	My goal is to earn badges for lessons: _____	Teacher Signature:
Week of:	My goal is to earn badges for lessons: _____	Teacher Signature:

Name: _____

Weekly Goal Tracker

Week of:	My goal is to earn badges for lessons: _____	Teacher Signature:
Week of:	My goal is to earn badges for lessons: _____	Teacher Signature:
Week of:	My goal is to earn badges for lessons: _____	Teacher Signature:
Week of:	My goal is to earn badges for lessons: _____	Teacher Signature:
Week of:	My goal is to earn badges for lessons: _____	Teacher Signature:
Week of:	My goal is to earn badges for lessons: _____	Teacher Signature:
Week of:	My goal is to earn badges for lessons: _____	Teacher Signature:
Week of:	My goal is to earn badges for lessons: _____	Teacher Signature:

Name: _____

Mission 2: Workbook Checklist

1. Same Distance, New Units	Date: _____	Teacher Signature: _____
Learning Lab:	<input type="radio"/> Notes	<input type="radio"/> Exit Ticket
<hr/>		
2. Mix and Match	Date: _____	Teacher Signature: _____
Math Chat:	<input type="radio"/> Notes	<input type="radio"/> Exit Ticket
<hr/>		
3. Fluidly Decompose	Date: _____	Teacher Signature: _____
Math Chat:	<input type="radio"/> Notes	<input type="radio"/> Exit Ticket
<hr/>		
4. Like This Like That	Date: _____	Teacher Signature: _____
Math Chat:	<input type="radio"/> Notes	<input type="radio"/> Exit Ticket
<hr/>		
5. Use Your Units	Date: _____	Teacher Signature: _____
Z-Squad:	<input type="radio"/> Notes	<input type="radio"/> Exit Ticket

Lesson 1
G:4 M:2

EXIT TICKET

Name: _____ Date: _____

Complete: Class: _____


1. Complete the conversion table.

Distance	
71 km	_____ m
_____ km	30,000 m
81 m	_____ cm
_____ m	400 cm

2. 13 km 20 m = _____ m

3. 401 km 101 m – 34 km 153 m = _____



- 
4. Gabe built a toy tower that measured 1 m 78 cm. After building some more, he measured it, and it was 82 cm taller.

How tall is his tower now? Draw a tape diagram to model this problem. Use a simplifying strategy or an algorithm to solve, and write your answer as a statement.

SHOW YOUR WORK



Lesson 2
G:4 M:2

Mix and Match

ZEARN STUDENT NOTES

Name: _____ Date: _____

Complete:

Class: _____

1 Solve $25\text{ kg } 537\text{ g} + 5\text{ kg } 723\text{ g}$ using two strategies.

Convert kilograms
to grams and add

Add the kilograms
and add the grams



2

Solve

$$10 \text{ kg} - 2 \text{ kg } 250 \text{ g}$$

SHOW YOUR WORK

EXTRA WORKSPACE



Lesson 2
G:4 M:2

EXIT TICKET

Name: _____ Date: _____

Complete:

Class: _____

1. Convert the measurements.

a. $21 \text{ kg } 415 \text{ g} = \underline{\hspace{2cm}} \text{ g}$

b. $2 \text{ kg } 91 \text{ g} = \underline{\hspace{2cm}} \text{ g}$

c. $87 \text{ kg } 17 \text{ g} = \underline{\hspace{2cm}} \text{ g}$

d. $\underline{\hspace{2cm}} \text{ kg } \underline{\hspace{2cm}} \text{ g} = 96,020 \text{ g}$



Use a tape diagram to model the following problem. Solve using a simplifying strategy or an algorithm, and write your answer as a statement.

2. The table below shows the weight of three dogs. How much more does the Great Dane weigh than the Chihuahua?

Dog	Weight
Great Dane	59 kg
Golden Retriever	32 kg 48 g
Chihuahua	1,329 g



Lesson 3
G:4 M:2

Fluidly Decompose

ZEARN STUDENT NOTES

Name: _____ Date: _____

Complete:

Class: _____

1 32 L 420 mL + 13 L 585 mL

SHOW YOUR WORK



2

$$12 \text{ L } 215 \text{ mL} - 8 \text{ L } 600 \text{ mL}$$

SHOW YOUR WORK

$$\begin{array}{r} 12 \text{ L } 215 \text{ mL} \\ - 8 \text{ L } 600 \text{ mL} \\ \hline \end{array}$$

$$8 \text{ L } 600 \text{ mL} \xrightarrow{+ ?} 12 \text{ L } 215 \text{ mL}$$



Lesson 3
G:4 M:2

EXIT TICKET

Name: _____ Date: _____

Complete:

Class: _____

1. Convert the measurements.

a. $6 \text{ L } 127 \text{ mL} = \underline{\hspace{2cm}} \text{ mL}$

b. $706 \text{ L } 220 \text{ mL} = \underline{\hspace{2cm}} \text{ mL}$

c. $12 \text{ L } 9 \text{ mL} = \underline{\hspace{2cm}} \text{ mL}$


d. $\underline{\hspace{2cm}} \text{ L } \underline{\hspace{2cm}} \text{ mL} = 906,010 \text{ mL}$

2.

SOLVE

$81 \text{ L } 603 \text{ mL} - 22 \text{ L } 489 \text{ mL} = \underline{\hspace{2cm}}$





Use a tape diagram to model the following problem. Solve using a simplifying strategy or an algorithm, and write your answer as a statement.

3. The Smiths' hot tub has a capacity of 1,458 liters. Mrs. Smith put 487 liters 750 milliliters of water in the tub.

How much water needs to be added to fill the hot tub completely?

SHOW YOUR WORK



Lesson 4
G:4 M:2

Like This Like That

ZEARN STUDENT NOTES

Name: _____ Date: _____

Complete:

Class: _____

1 Which is more: 724,706 mL or 72 L 760 mL?

100 L (100,000 mL)	10 L (10,000 mL)	1 L (1,000 mL)	100 mL	10 mL	1 mL

724,706 mL ○ 72 L 760 mL



EXTRA WORKSPACE



Lesson 4
G:4 M:2

EXIT TICKET

Name: _____ Date: _____

Complete:

Class: _____

1. Fill in the unknown unit in word form.

8,135 is 8 _____ 135 ones.

2. _____ mL is equal to 342 L 645 mL.

3. Compare using $>$, $<$, or $=$.

a. 23 km 40 m 2,340 m

b. 13,798 mL 137 L 980 mL

c. 5,607 m 560,701 cm



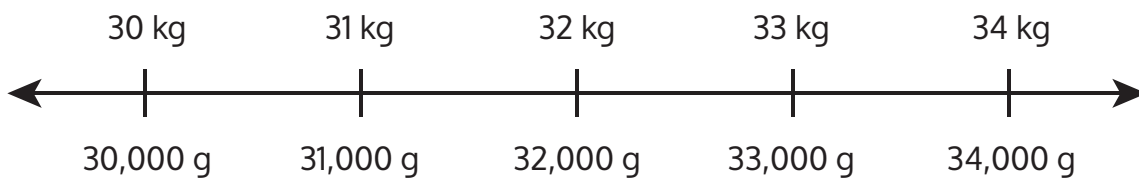
4. Place the following measurements on the number line:

33 kg 100 g

31,900 g

32,350 g

30 kg 500 g



Lesson 5
G:4 M:2

Use Your Units

ZEARN STUDENT NOTES

Name: _____ Date: _____

Complete:

Class: _____

- 1** Adele let out 18 meters and 46 centimeters of string to fly the kite. She then let out 13 meters and 78 centimeters more before reeling back in 590 centimeters.

How much string does Adele still have out?

DRAW

SOLVE

Adele still has _____ m and _____ cm of string out.



2

On Thursday, the pizzeria used 1,888 fewer grams of flour than it used on Friday. On Friday, it used 12 kilograms 240 grams.

What was the total amount of flour used over the two days?

DRAW

SOLVE

The pizzeria used _____ kg _____ g of flour over the two days.



Lesson 5
G:4 M:2

EXIT TICKET

Name: _____ Date: _____

Complete:

Class: _____

Model each problem with a tape diagram. Solve and answer with a statement.

1. Jeff places a pineapple with a mass of 890 grams on a balance scale. He balances the scale by placing two oranges, an apple, and a lemon on the other side. Each orange weighs 280 grams. The lemon weighs 195 grams less than each orange.

What is the mass of the apple?

SHOW YOUR WORK



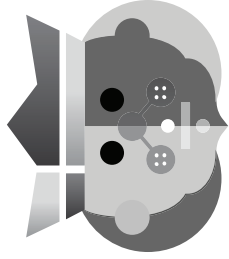
- 
2. Brian is 1 meter 87 centimeters tall. Bonnie is 58 centimeters shorter than Brian. Betina is 26 centimeters taller than Bonnie.

How tall is Betina?

SHOW YOUR WORK



ZEARN



Congratulations!
You completed

Grade 4 Mission 2

Measure and Solve

.....
Name

.....
Date



