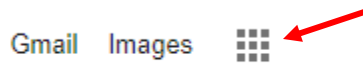
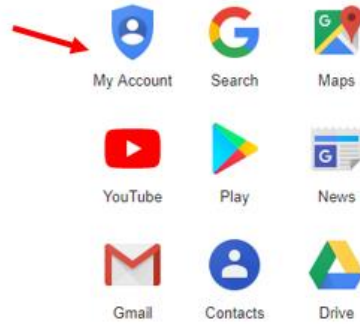


Directions for Logging into Google from Home

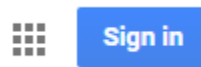
1. Using Google Chrome, click on the gray grid in the top right corner of the screen.



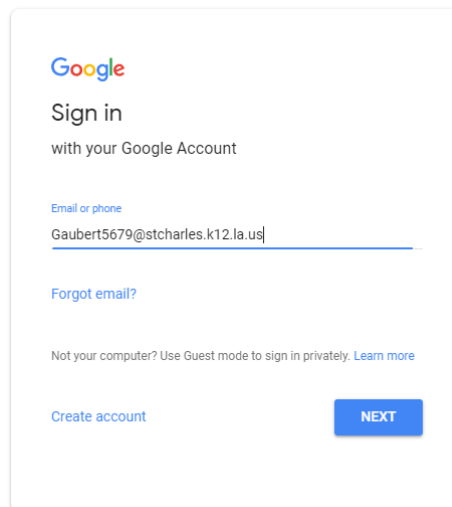
2. Click on "My Account."



3. Click on "Sign In" in the top right corner of the screen.



4. Enter the username that was provided to your child. This should be your child's last name with a combination of numbers. You will need to add @stcharles.k12.la.us behind your child's username.



5. Enter the password provided to your child. Their password should be scp followed by a combination of numbers.
6. You now have access to your child's Google Drive and Google Classroom. Remember that you, as a parent, should not alter any document in your child's Google Drive or any assignment in Google Classroom.