

5TH GRADE CHEAT SHEET

Dear Parents,

As we start off our 5th grade year, we want to give you a "cheat sheet" on websites that we utilize frequently in our 5th grade classroom. Please use this sheet as a guidance for accessing these important websites. We will each have separate **Google Classrooms** with important information that students will need to access throughout the school year. In addition to Google classroom, students will take the majority of their quizzes and tests online on **Edulastic** for you to view after the test has been administered.

Please do not hesitate to reach out to us if you have any questions! We hope this sheet will help you and your student to start off a wonderful year!

Best,
Mrs. Gardere, Mrs. LeBlanc, & Mrs. Snakenberg

How to access Google Classroom

1. Open up your Google web browser




2. At right top corner of your web browser, a blank circle next to three dots will be there. Click on the circle and go to bottom to click on, **" + Add."**

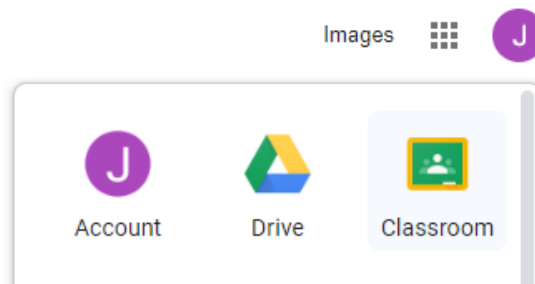


3. Have your student enter their log-in information

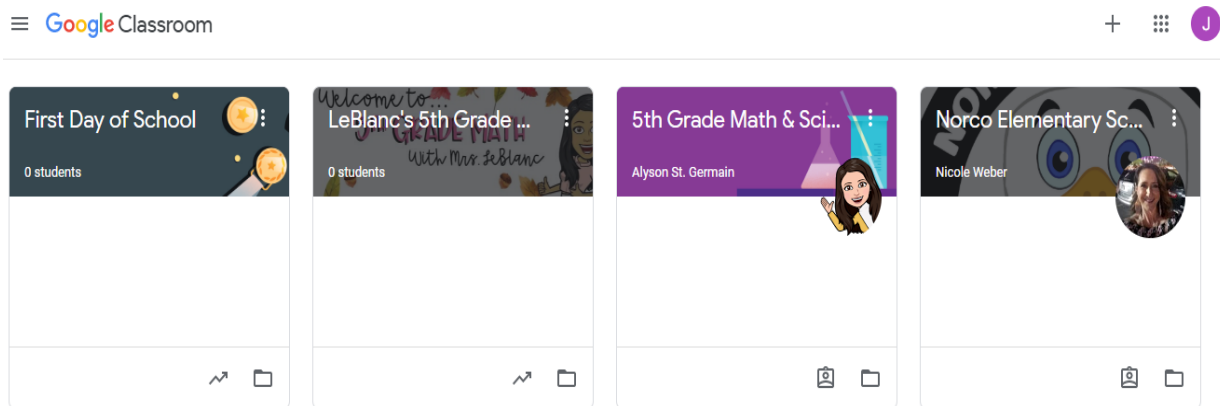
4. Once the student is logged in, the Google homepage should look similar to the picture below.



5. Have students click on the grid on the top right corner of the website & then click on **"Classroom"**



6. Click on the **" + "** sign at the top right hand corner of the **Google Classroom** website & click on **"Join class."**



7. Enter the class code that is given by the teacher

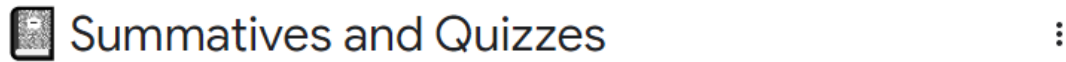
Teacher	Class	Code
LeBlanc	Math	3xghxtq
Snakenberg	ELA	ep6oqy4
Gardere	Science	xylgdjx
	Social Studies	3c7s2oh

8. Once you enter the classroom, your student is enrolled into the Google Classroom ☺

How to access Edulastic

****This website is what we utilize the most for our students to take their test and quizzes.**

1. Under the Google Classroom, you will find the topic *Summatives and Quizzes*



2. Click on a quiz link that will send you straight to the **Edulastic** website
3. A list of current and past quizzes/summatives will be there for you to access

How to access Zearn (for the 1st time)


**** This website is used for Math class****

1. Go into our Math Classroom *LeBlanc's 5th Grade Math Module 1*
2. In the classroom, find the topic *Important Links & Videos*

Important Links & Videos



3. Click on the material titled *Zearn*
4. Once you click on the link, you will be redirected to the site



5. Have your student click on *Sign in with Google*

- Since your student is signed into their Google account (or logged into their Chromebook), the website will automatically sign them in.
- Once signing in, the website will ask for a Zearn Code



Hey, Sora

Enter your class code

Join Class

If you don't have a class code, ask your teacher

Homeroom	Code
LeBlanc	UK2M2D
Snakenberg	MP6X4K
Gardere	YT3F6W

- Once entering the code, double check to make sure that you're enrolled into the correct classroom.

The screenshot shows the Zearn user interface. On the left, a user profile card displays the Zearn logo, the name 'Hey, Sora', and the homeroom 'LeBlanc Homeroom'. Below this are buttons for 'NEXT UP' (with a speech bubble icon), 'MY STUFF' (with a shield icon), and 'SIGN OUT'. In the center, a large orange banner for 'Number Gym' features a colorful diamond graphic and a 'Start ▶' button. To the right of the banner, it says 'FORM TO FORM'. At the bottom, a white notification box with a blue gift icon says 'Yeah! You're ready for a new Mission Place Value with Decimal Fractions Lesson 1 Move the Digits'. A blue arrow points from the 'LeBlanc Homeroom' text to the 'NEXT UP' button.